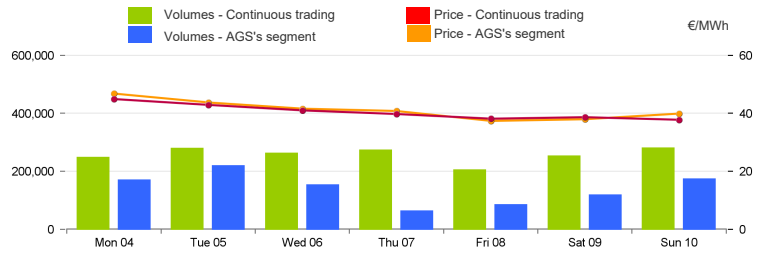


Spot Gas Market (MP-GAS)

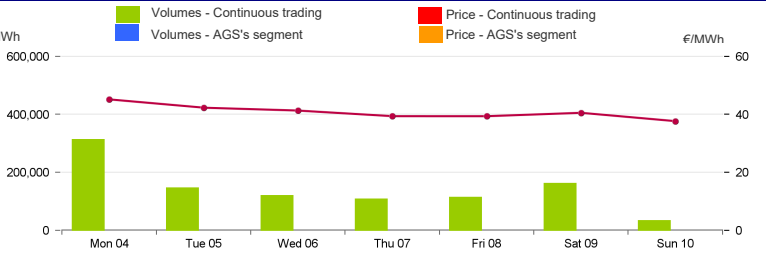
Day-Ahead Gas Market (MGP-GAS)

	Price. €/MWh				Volumes. MWh			
	Average	Var	Min	Max	Total	Var	Daily Products	WE Product
Continuous trading	40.23	-7.4%	36.20	47.50	1,799,448	+3.2%	1,447,896	351,552
	Price. €/MWh				Volumes. MWh			
	Average	Var	Min	Max	Total	Var	Purchases SRG	Sales SRG
AGS's segment	41.20	-6.8%	37.40	46.84	981,024	+114.5%	981,024	



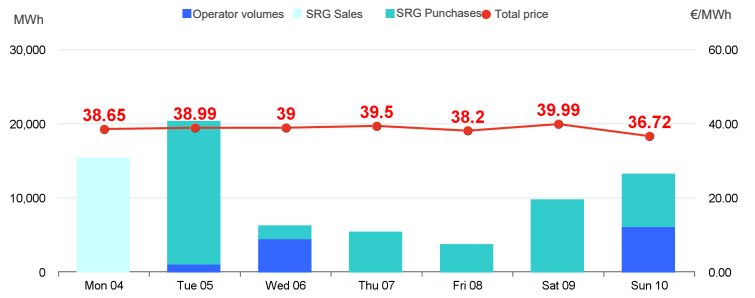
Intra-Day Gas Market (MI-GAS)

	Price. €/MWh				Volumes. MWh			
	Average	Var	Min	Max	Total	Var	Purchases SRG	Sales SRG
Continuous trading	40.83	-7.5%	37.30	46.35	993,288	+6.9%		
	Price. €/MWh				Volumes. MWh			
	Average	Var	Min	Max	Total	Var	Purchases SRG	Sales SRG
AGS's segment	-	-	-	-	-	-	-	-



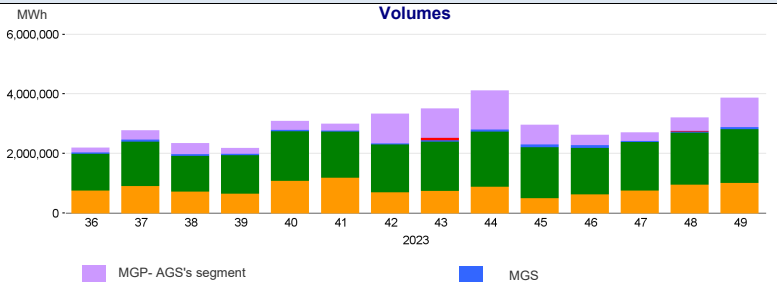
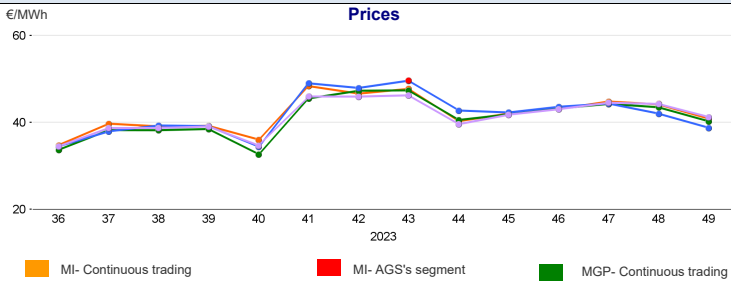
Market for the trading of gas stored (MGS-GAS)

Week	Storage	49	48
Price. (1) €/MWh	Stogit	38.72	41.99
	Edison Stoccaggio	-	-
	Total	38.72	41.99
Volumes. MWh	Stogit	74,034	39,740
	Edison Stoccaggio	-	-
	Total	74,034	39,740
SRG Activity. MWh	Purchases	47,314	18,685
	Balancing (2)	47,314	18,685
	Other purposes (3)	-	-
	Sales	15,393	5,929
	Balancing (2)	15,393	5,929
Other purposes (3)	-	-	



1) The Total price is calculated as a weighted average price for the total volumes exchanged in each storage system.
2) To securely manage any expected deviations between overall network injections and withdrawals pursuant to Art. 2.5 of Annex A, AEEGSI's Resolution 312/2016/R/gas
3) Stored gas trades by Snam Rete Gas (SRG) not included in "Balancing"

Weekly evolution



Forward Gas Market (MT-GAS)

Products	Market				OTC		Total		Open interest*			
	Minimum Price	Maximum Price	Check Price*	Trades	Volumes	Registrations	Volumes	Volumes	change %	MWh/d	MWh	
	€/MWh	€/MWh	€/MWh	change %	N.	MWh/d	N.	MWh/d	MWh/d	change %	MWh/d	MWh
BoM-2023-12	-	-	43.29	-5.1%	-	-	-	-	-	-	-	-
M-2024-01	-	-	38.97	-19.2%	-	-	-	-	-	-	-	-
M-2024-02	-	-	39.51	-19.3%	-	-	-	-	-	-	-	-
M-2024-03	-	-	39.65	-16.2%	-	-	-	-	-	-	-	-
Q-2024-01	-	-	39.32	-18.7%	-	-	-	-	-	-	-	-
Q-2024-02	-	-	40.29	-16.1%	-	-	-	-	-	-	-	-
Q-2024-03	-	-	40.17	-15.8%	-	-	-	-	-	-	-	-
Q-2024-04	-	-	44.11	-13.5%	-	-	-	-	-	-	-	-
SS-2024	-	-	39.41	-17.8%	-	-	-	-	-	-	-	-
WS-2024/2025	-	-	44.14	-14.7%	-	-	-	-	-	-	-	-
CY-2024	-	-	40.21	-17.5%	-	-	-	-	-	-	-	-
Total											0	0

*Referred to the last session of the week